




The **MILEGEND version 2** is a stylish and compact exit sign luminaire which is suitable for suspension and surface mounting, it is supplied with a double sided legend panel which offers an impressive 25m viewing distance.

- Colour Temperature: 6000k
  - Colour: White or Black (/WH/BK)
  - Emergency Options:  
Three Hour Maintained (/ME3),  
Three Hour Non Maintained (/NME3),  
Self Test (/ME3-ST),  
DALI Addressable Emergency (/ME3-PRO)
  - If ME3-WI is required please speak to Technical
  - Viewing distance: 25 metres
- IP Rating: IP20
  - Mounting: Surface mounted or Wire suspended (/SM/WS)
  - Supplied with EN6598 format legends as standard.
  - Polycarbonate Body
  - Dimensions: (Length x Height x Depth)  
259 x 222 x 52mm


Product	MILEGEND Version 2 Surface Mounted or Wire Suspended LED Exit Sign			
Light Source	LED			
System Power	/5.4W (0.3W onced Charged)			
Size	259 x 222 x 52mm			
Driver	/STD Non Dimming			
Colour Temperature	6000k			
Colour	/WH White		/BK Black	
Emergency	/ME3 Three hour main- tained emergency	/NME3 Three hour non-maintained emergency	/ME3-ST Three hour main- tained self test emergency	/ME3-PRO Three hour DALI addressable emergency
To Specify: MILEGEND V2, 6000k as standard, LED surface mounted finished white supplied complete with standard control gear, arrow down legend, surface mounted and three hour non-maintained emergency. Part code: MILEGEND/V2/5.3W/WH/AD/SM/NME3				

**Legend Options**


(AU) - Arrow Up




(AR) - Arrow Right



(AL) - Arrow Left



(AD) - Arrow Down



MIR/RANGE/5W/LM/SIZE/DIM/840/OPT/ME3  
 How to Specify

Style

Range abbreviation

Wattage

Lumens

Size

Driver

Colour Temperature

Options

Emergency